



USER'S MANUAL

PMC4B

BLUETOOTH® | 3" (76 mm) WEATHER RATED
SPEAKER AND AMPLIFIER SYSTEM

www.planetaudiousa.com

TELEPHONE

888-990-1236 US Toll-free
805-751-4854 Customer Service

TECHNICAL SUPPORT

www.planetaudiousa.com/customer-support



0817

The Bluetooth® word mark and logos are registered trademarks owned by Bluetooth SIG, Inc. and any use of such marks by Planet Audio is under license. Other trademarks and trade names are those of their respective owners.

USER'S MANUAL



PMC4B

BLUETOOTH® | 3" (76 mm) WEATHER RATED
SPEAKER AND AMPLIFIER SYSTEM



Planet Audio®

PMC4B Motorcycle/UTV Amplified Speaker System

Contents

Amplifier	1 PC
High-Performance, Weatherproof Speakers	4 PCS
Amplifier Mounting Screws	4 PCS
Mounting Hardware	4 PCS
Rubber Mounting Shims	8 PCS
Amplifier Mounting Hardware	8 PCS
Fuse	1 PC
User's manual	1 PC

Features:

- Aux-In (3.5mm)
- Speaker Clamp Mounts
- Weatherproof Volume Control
- High-Impact, High Temp Speaker Enclosures
- Weatherproof Speakers
- Bluetooth Audio Streaming

PMC4B Motorcycle/UTV Amplified Speaker System

Specifications

Operation Voltage	10~16 V
Max Power.....	1000W
THD.....	<0.1%
S/N.....	>85 dB
Channel Separation.....	>50 dB
Frequency Response.....	65 Hz -22 KHz
Sensitivity.....	>430 mv
Speaker Wires	4.9'
Volume Control Wire	5.9'
Power Cable	8.2'
Bracket Size Range	0.75" ~1.25"
Fuse Rating	10A

PMC4B Motorcycle/UTV Amplified Speaker System

Installation

1. Screw the brackets to the bottom of the speakers.
2. Find a safe, ideal mounting location and fit the brackets over the chosen mounting bars.
3. Fasten the mounting screws after you review the safety of the mounting location.

Wiring

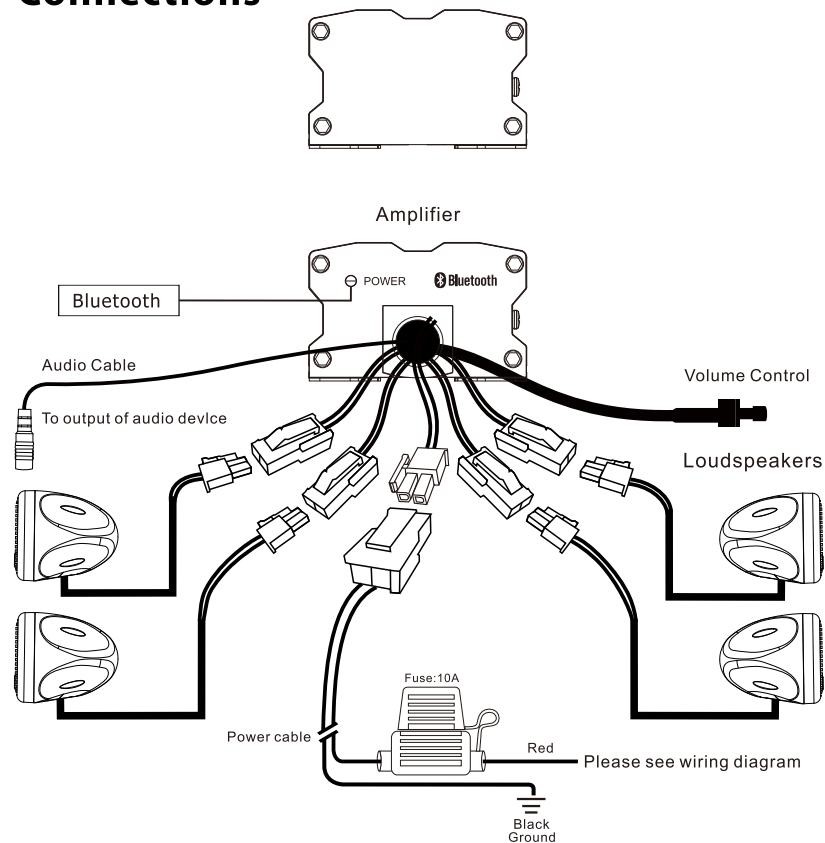
1. Be sure to run the wiring securely and far away from any moving components.
2. Connecting the power cable to the power source: You will need to connect the 12V red wire to a (fused 10A) switched power source.
3. Use the 3.5mm stereo jack to connect to your entertainment source(MP3 player, etc).
4. Use your player device and wired remote volume controller to control your level of loudness.

Bluetooth

To pair and connect your Bluetooth device to the PMC4B
Enter Settings > Bluetooth Menu > Search > “PLANET AUDIO
PMC4B” >If Prompted to enter a passcode enter : “0000”

PMC4B Motorcycle/UTV Amplified Speaker System

Connections

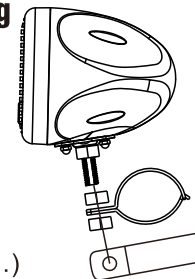


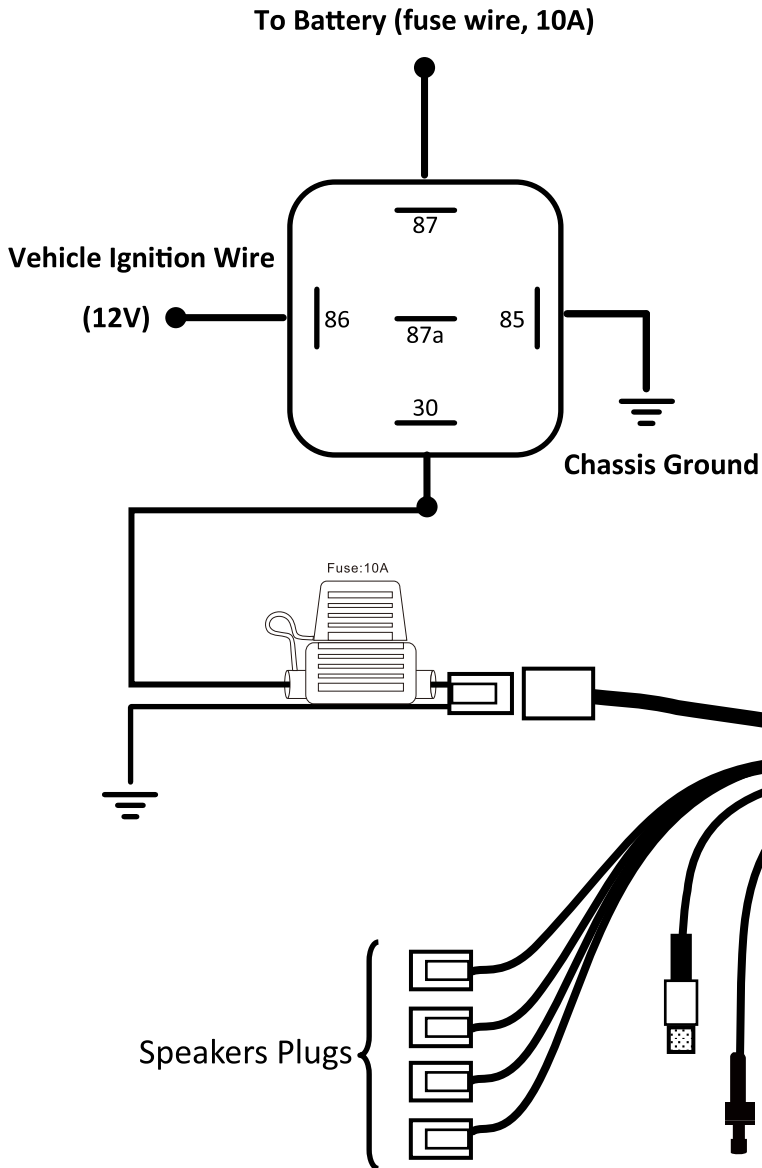
Amplifier and Loudspeaker Mounting

Install Reminder

The components and wiring should not be installed around any moving parts, keep away from ignition parts, fuel lines, or any hot exhaust

Speakers should not be installed where they might inhibit safety features on the vehicle (i.e. lights, horns, brake levers, etc...)





12 VDC SPDT Relay

(Single Pole Double Throw)

NOT INCLUDED, SOLD SEPERATLY

