



## USER'S MANUAL

### PMC2B

**BLUETOOTH®** | 3" (76 mm) WEATHER RATED  
SPEAKER AND AMPLIFIER SYSTEM

[www.planetaudiousa.com](http://www.planetaudiousa.com)

#### TELEPHONE

888-990-1236 US Toll-free  
805-751-4854 Customer Service

#### TECHNICAL SUPPORT

[www.planetaudiousa.com/customer-support](http://www.planetaudiousa.com/customer-support)



0817

The Bluetooth® word mark and logos are registered trademarks owned by Bluetooth SIG, Inc. and any use of such marks by Planet Audio is under license. Other trademarks and trade names are those of their respective owners.

## USER'S MANUAL



### PMC2B

**BLUETOOTH®** | 3" (76 mm) WEATHER RATED  
SPEAKER AND AMPLIFIER SYSTEM



Planet Audio®



## PMC2B Motorcycle/UTV Amplified Speaker System

### NOTES

---

---

---

---

---

---

---

---

---

---

---

---

---

---

---

---

---

---

---

---

---

---

---

## PMC2B Motorcycle/UTV Amplified Speaker System

Congratulations on your purchase of a PLANET AUDIO Off-Road amplified speaker system. It has been designed, engineered and manufactured to bring you the highest level of performance and quality, for years of listening pleasure.

Thank you for making PLANET AUDIO your choice for entertainment!



**Planet Audio<sup>®</sup>**

## PMC2B Motorcycle/UTV Amplified Speaker System

### Contents

Amplifier .....	1 PC
High-Performance, Weatherproof Speakers .....	2 PCS
Amplifier Mounting Screws .....	4 PCS
Mounting Hardware .....	2 PCS
Rubber Mounting Shims .....	4 PCS
Amplifier Mounting Hardware .....	8 PCS
Fuse .....	1 PC
User's manual .....	1 PC

### Features:

Aux-In (3.5mm)  
Speaker Clamp Mounts  
Weatherproof Volume Control  
High-Impact, High Temp Speaker Enclosures  
Weatherproof Speakers  
Bluetooth Audio Streaming

## PMC2B Motorcycle/UTV Amplified Speaker System

### Specifications

Operation Voltage .....	10~16 V
Max Power.....	600 W
THD.....	<0.1%
S/N.....	>85 dB
Channel Separation.....	>50 dB
Frequency Response.....	65 Hz - 22 KHz
Sensitivity.....	>430 mv
Speaker Wires .....	4.9'
Volume Control Wire .....	5.9'
Audio Input Cable .....	5.9'
Power Cable .....	8.2'
Bracket Size Range .....	0.75" ~1.25"
Fuse Rating .....	5A

# PMC2B Motorcycle/UTV Amplified Speaker System

## Installation

1. Screw the brackets to the bottom of the speakers.
2. Find a safe, ideal mounting location and fit the brackets over the chosen mounting bars.
3. Fasten the mounting screws after you review the safety of the mounting location.

## Wiring

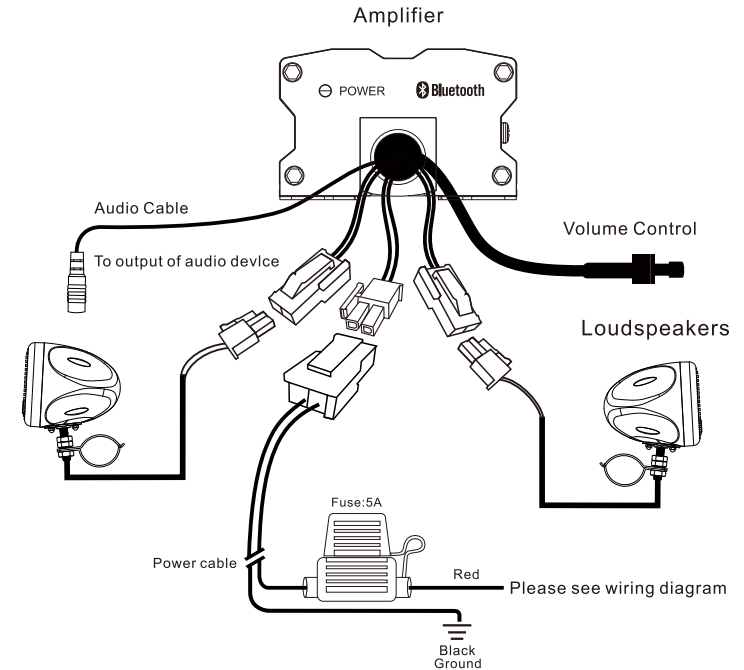
1. Be sure to run the wiring securely and far away from any moving components.
2. Connecting the power cable to the power source: You will need to connect the 12V red wire to a (fused 5A) switched power source.
3. Use the 3.5mm stereo jack to connect to your entertainment source(MP3 player, etc).
4. Use your player device and wired remote volume controller to control your level of loudness.

## Bluetooth

To pair and connect your Bluetooth device to the PMC2B  
Enter Settings > Bluetooth Menu > Search > “PLANET AUDIO  
PMC2B” >If Prompted to enter a passcode enter : “0000”

# PMC2B Motorcycle/UTV Amplified Speaker System

## Connections

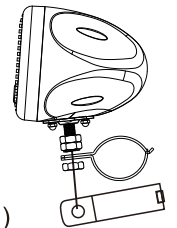


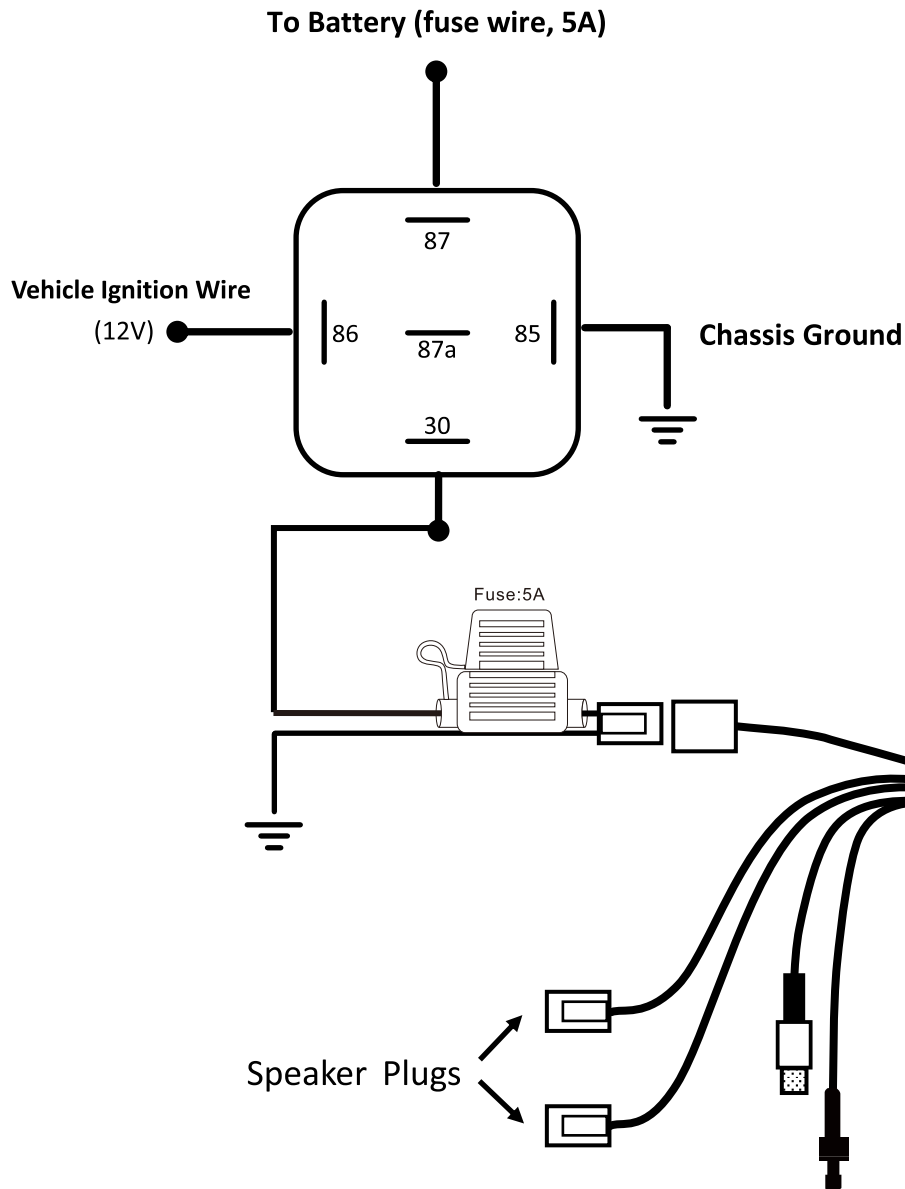
## Amplifier and Loudspeaker Mounting

### Install Reminder

The components and wiring should not be installed around any moving parts, keep away from ignition parts, fuel lines, or any hot exhaust

Speakers should not be installed where they might inhibit safety features on the vehicle (i.e. lights, horns, brake levers, etc...)





Planet Audio®

12 VDC SPDT Relay

(Single Pole Double Throw)

NOT INCLUDED, SOLD SEPERATLY

